



**FOR YOUTH DEVELOPMENT®  
FOR HEALTHY LIVING  
FOR SOCIAL RESPONSIBILITY**

# **COMMUNITY IS OUR CAUSE**

**2013 Community Benefit Report  
State of Missouri**



# HOW MUCH DOES THE YMCA RECEIVE BECAUSE WE ARE A CHARITY?

**AMOUNT**

## ANNUAL SUPPORT

General Contributions	\$	1,039,107
Annual Campaign Revenue	\$	3,731,874
United Way / Community Chest	\$	3,228,569
Foundation Grants	\$	1,450,730
Endowment Transfers to Operations	\$	2,295,087
Other	\$	216,372

**TOTAL GIFTS: \$ 11,962,739**

## GOVERNMENT DOLLARS

City, Local	\$	1,925,384
State	\$	4,530,501
Federal	\$	6,804,833

**TOTAL GOVERNMENT DOLLARS: \$ 13,260,718**

## VOLUNTEER HOURS

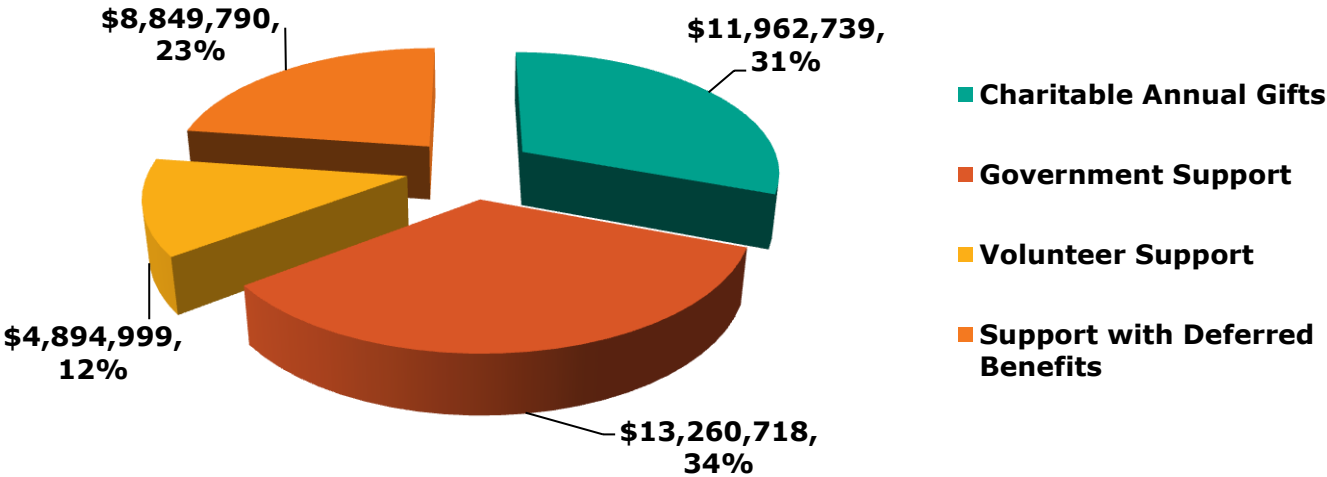
Program Volunteers	\$	4,513,752
Policy Volunteers	\$	381,247

**TOTAL VOLUNTEER HOURS: \$ 4,894,999**

## SUPPORT WITH DEFERRED BENEFITS

Endowment Gifts	\$	290,703
Capital Campaign Gifts	\$	8,059,087
Neighborhood Assistance Program Tax Credits	\$	500,000

**TOTAL DEFERRED BENEFITS: \$ 8,849,790**



# HOW MUCH THE YMCA GIVES BACK BECAUSE WE ARE A CHARITY!

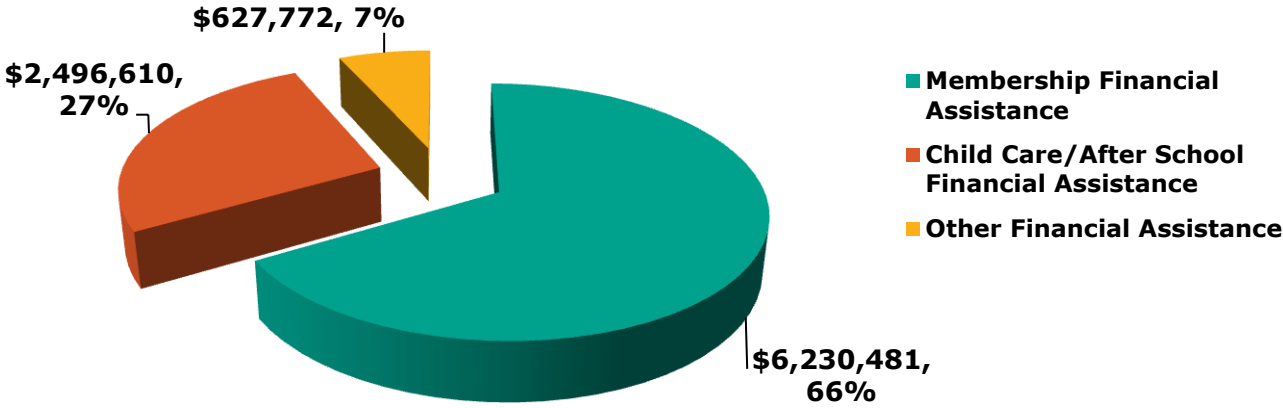
AMOUNT

## COMMUNITY ASSISTANCE

### Direct Financial Assistance

- Health and Well-Being \$ 6,230,481
- Child Care, After School Financial Assistance \$ 2,496,610
- Other Financial Assistance \$ 627,772

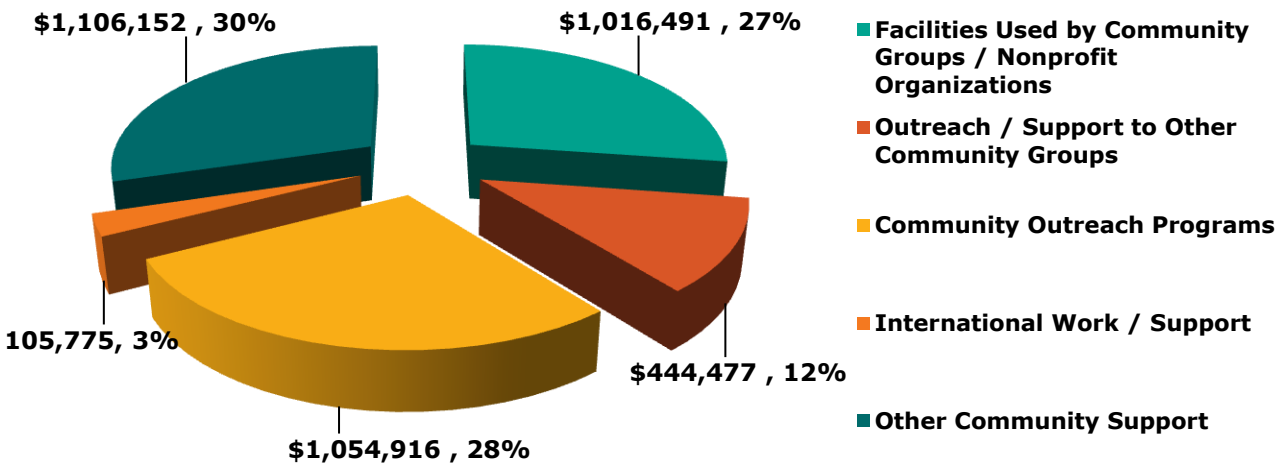
**TOTAL FINANCIAL ASSISTANCE: \$ 9,354,863**



### Indirect

- Facilities Used by Community Groups / Nonprofit Organizations \$ 1,016,491
- Outreach / Support to Other Community Groups \$ 444,477
- Community Outreach Programs \$ 1,054,916
- International Work / Support \$ 105,775
- Other Community Support \$ 1,106,152

**TOTAL INDIRECT ASSISTANCE: \$ 3,727,811**



## NON-MONETARY DATA

### AMOUNT

#### ACCESSIBILITY TO THE ENTIRE COMMUNITY

• Total Number of Members Served	442,385
• Total Number of Program Participants Served	164,899
• Total Number Under the Age of 18 Years	214,874
• Number Enrolled in Child Care / After School Programs	25,967
• Total Number of YMCA Staff / Full- and Part-Time	10,024
• Total Number of Community-wide Events in 2013	885
• Total Number of Community-wide Participants in 2013	258,143
• Total Number of "Point-of-Contact" with the Public in 2013	135,800

#### COMMUNITY SUPPORT

• Total Number of Volunteers	17,601
• Total Program Volunteers	15,660
• Total Policy Volunteers	1,443
• Total Volunteer Hours Served	284,285